

RKT-3362 SQUARE TRIMMING POTENTIOMETER



- Single Turn/ Cermet/ Industrial/ Sealed
- 9 Terminal Styles

Electrical Characteristics	
Standard Resistance Range	10Ω - 5MΩ
Resistance Tolerance	±10%
Absolute Minimum Resistance	≤1% R or 10n
Contact Resistance Variation	CRV≤3% or 5Ω
Insulation Resistance	R _I ≥1GΩ(500Vac)
Withstand Voltage	700Vac
Effective Travel	250°±10°

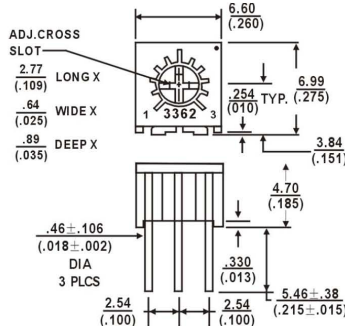
Environmental Characteristics	
Power Rating (315volts max)	0.5W@70°C, 0W@125°C
Temperature Range	-55°C ~ +125°C
Temperature Coefficient	200 or ±100ppm/°C
Temperature Variation	-55°C, 30min, +125°C 30min, 5 cycles ΔR≤5%R, Δ(Uab/Uac)≤5%
Vibration	10 - 500Hz, 0.75mm, 6h ΔR≤5%R, Δ(Uab/Uac)≤7.5%
Collision	390m/s ² , 400cycles, ΔR≤5%R
Electrical Endurance at 70°C	0.5W@70°C 1000h, ΔR≤10%R R _I ≥100MΩ
Rotational Life	200 cycles ΔTR≤10%R, CRV≤3% or 5n

Physical Characteristics	
Starting Torque	≤35mN·m
Marking	Resistance Tolerance (When no identification, it is of ± 10%) Resistance Code, Model
Standard Packaging	50pcs. per tube

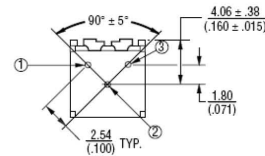
Common Dimensions

RKT-3362

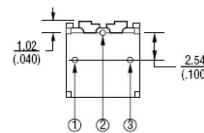
Top Adjust



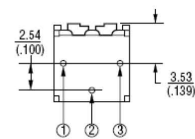
RKT-3362H



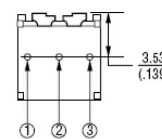
RKT-3362R



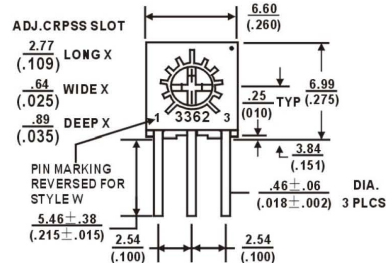
RKT-3362P



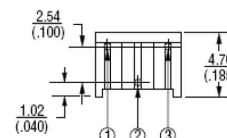
RKT-3362U



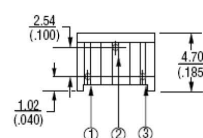
Side Adjust



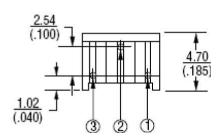
RKT-3362S



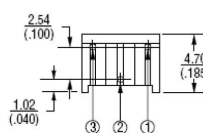
RKT-3362X



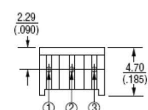
RKT-3362W



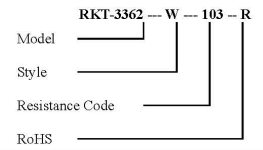
RKT-3362Z



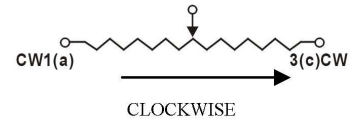
RKT-3362M



How to Order



WIPER 2(d)



Tolerance is ±0.25 if no identification

Resistance Table

Resistance(Ohms)	Resistance Code
10	100
20	200
50	500
100	101
150	151
200	201
250	251
300	301
470	471
500	501
680	681
1,000	102
1,500	152
2,000	202
2,200	222
2,500	252
3,000	302
4,700	472
5,000	502
6,800	682
10,000	103
15,000	153
20,000	203
22,000	223
25,000	253
30,000	303
33,000	333
47,000	473
50,000	503
68,000	683
100,000	104
150,000	154
200,000	204
220,000	224
250,000	254
300,000	304
330,000	334
470,000	474
500,000	504
680,000	684
1,000,000	105
2,000,000	205
2,200,000	225
5,000,000	505

Special resistances available.